

On / Off Sensor

Technical Overview

General Description

The On/Off Sensor can be used to detect contact between two wired contact points, an external mechanical switch or a contact plate.

Features

- 30 cm lead wires
- Can integrate with electrical switches

Smart Sensor Operation

The On/Off Sensor detects when there is contact between the two wired end points. It can easily be integrated into existing switches or contact plates. When the Sensor detects contact between the two end points, it will immediately turn on the sensor radio and transmit the data to the Sensor gateway

Urbanise Motion Sensors use patent pending 1 Click Commissioning technology to automatically connect and relay data to the Urbanise Remote Monitoring platform. Via secure access to your Urbanise Account you can see Motion sensor data displayed in a Dashboard for each Building or Remote Asset you are monitoring.

Through the use of patent pending Dynamic Profiles you can set thresholds for each sensor which can trigger alarms that can be sent to you via email, SMS or automatically dispatch Emergency Jobs in the Urbanise Operations and Mobile Workforce applications.

The Sensor can be configured to detect both closed and open loops alerting if contact is made or broken.

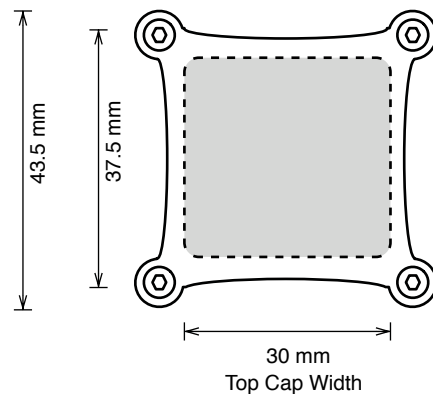


Can be retrofitted into any location in less than 10 minutes, with no special equipment.

URBANISE Sensor Core Specifications

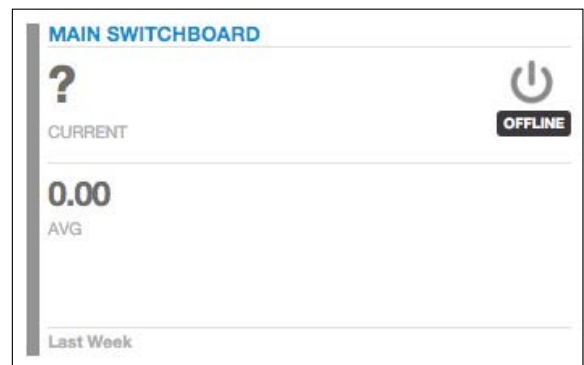


- Communication: 868 and 433 MHz
- Antenna: 100 mm wire antenna
- Operating Temperature: -7° to 60°C
- Device Range: 100m non-line-of-sight*
- Power: Replaceable 3.0 V CR2477 coin cell battery
- Battery Life: Coin cell that have life span of between 1 & 2 years**





Example Applications

- Freezer / cooler door monitoring
- Button or switch integration
- Production line tracking
- AC unit On/Off
- Automation controller Status



Sensor Dashboard Graph

Technical Specifications

Supply Voltage	2.0 - 3.6 VDC
Current Consumption	0.7 μ A (sleep mode) 2 mA (radio idle/off mode) 2 mA (measurement mode) 25 mA (radio RX mode) 35 mA (radio TX mode)
Operating Temperature Range (Board Circuitry and Coin Cell)	-7°C to +60°C
Optimal Battery Temperature Range (Coin Cell)	+10°C to +50°C
Probe Wire Length	900 mm
Certifications	868 and 433 MHz product tested and found to comply with  Complies with IDA Standards DA107306  R-NZ

Variants

868MHz - Certified for Europe, Middle East, Africa	Product Code: UBS-8-WI-CF-03-00
433MHz - Certified for South East Asia, Australia, New Zealand	Product Code: UBS-4-WI-CF-03-00

*Sensor Installations - Correct Positioning

This product is designed for usage with an Urbanise Wireless M2M gateway. In ideal conditions with correct orientation of sensors and gateway antennas the following ranges can be achieved.

- **300m** Direct Line of Site - in an open space where there are no obstructions between the gateway and the sensor and it is placed on the same horizontal plane
- **100m** Non-Line of Site - in an open space where there is an obstruction between the gateway and the sensor and it is placed on the same horizontal plane

Where the sensors and gateways are placed in an enclosed space, the range can be significantly reduced, nominally to the boundary of the enclosure. In addition incorrect antenna placement, placement on different vertical planes, interruptions by walls, doors, boxes, ducts, pipes, machinery or any other large dense physical objects can reduce the range even further.

**Sensor Installations - Correct Usage

This product is designed for application in normal indoor and outdoor environments. The sensor housing is IP65 rated and as such is designed to be water and dust resistant as well as generally resistant to direct sunlight. However in order to prolong the lifespan and working quality of the sensor please avoid the following conditions as they will degrade the functional characteristics of the device and may cause it to fail OR for the battery to prematurely discharge reducing its expected lifespan before replacement.

- Environments where there is extreme heat (+50 Deg) or cold (-5 Deg)
- Environments where there is corrosive, volatile or flammable gas
- Environments where there is salt water, oils, chemical liquids or solvents
- Environments which prevent consistent connectivity to a gateway will cause batteries to drain prematurely



Use this device within the specified temperature range. Higher temperature may cause deterioration of the characteristics or the material quality of this product.

